

THE AMERICAN SOCIETY OF PHOTOGRAPHERS

The Fellowship Degree

Revised: February, 2021

The Fellowship of the American Society of Photographers is the highest earned honor that the Society can bestow on member photographers. It is awarded for exemplary work and aspiring achievement in photography

The American Society of Photographers Fellowship Degree (F-ASP) may be earned by ASP members who actively participate and promote the ideals and philosophies of the organization beyond the initial recognition given with their acceptance into the Society.

In keeping with its dedication to the pursuit of the ultimate in creativity and excellence, the American Society of Photographers (ASP) instituted the Fellowship in order to motivate Professional Photographers of America (PPA) Masters to a new level of artistic attainment from which they will gain added recognition among their peers and the public, which they serve.



Authority

The American Society of Photographers is the governing body for the administration and policy of the Fellowship degrees. The ASP is guided by its bylaws and fellowship provisions. The Fellowship committee has full authority in judging and awarding degrees. Their decisions are final and they are directly responsible to the ASP Board of Governors on all matters pertaining to the eligibility and honoring of candidates.

I. Eligibility Requirements

ASP Professional Active, Life, and Honorary Life members are eligible to apply for the Educational Associate.

In addition, eligibility to apply for the ASP Fellowship Degree requires that an individual:

- a) hold Professional Photographers of America (PPA) Master degree (M.Photog, M.Artist, or M.Wedding)
- b) is a member in good standing of ASP and PPA
- c) has acquired fifteen (15) additional PPA exhibition merits beyond their PPA Master degree.
- d) And the applicant must have completed a minimum of three (3) years of consecutive membership in ASP and PPA immediately prior to applying for the Fellowship Degree.

II. Submission Requirements

- a) The applicant must write and submit a personal paper incorporating his or her philosophy, life work and achievements in photography. This paper should reflect the artist's journey, their growth, and describe their evolution and growth as the artist who created the Fellowship portfolio being presented. The paper should not be less than 2,000 words exclusive of your resumé. Please include your personal resumé at the end of your paper. The paper is to be submitted in electronic PDF form.
- b) The applicant must submit a portfolio of 25 exquisite, museum-quality images characteristic of their best work, and which are a visual representation of their paper.
 - (1) Images must be printed and a minimum dimension of 11"x14" and a maximum of 20"x20" on mounts suitable for display at IUSA.
 - (2) Label each print with the image title, its sequence number (the order in which it is to be displayed according to your designed layout), your name, and address on the back.
 - (3) The applicant shall submit print and an image file (in jpeg format, minimum size 8X10 inches at 300 PPI) showing the exact layout in which the applicant wants their prints displayed. The prints should be arranged in three rows; the order and arrangement the images

within the three rows is determined by the applicant. The print and image file should also include the title of each print. (*See samples on the asofp.com website.*)

- (4) The prints should be mounted so they can sit well on a standard print display rack. Matting is optional, but the presentation should look finished and ready for exhibition.
- c) The applicant must submit the completed application. (*Fill out the application form which is on the ASofP.com website.*)
- d) The applicant must submit the application fee of \$375.00 by the application deadline (*payable on line through the ASofP.com website or by check*).
- e) With the application, the applicant should also submit a headshot (*a digital file sized to 5X7 inches at 300 PPI*) and biography (one page or less).
- f) The applicant must provide a PPA merit report in PDF form.
- g) All of the required application components must be submitted to the Fellowship Degree Chair on or before the submission deadlines.
- h) The submission deadline for the application, merit report, and application fee is July 1st.

III. The Judging Process

- a) All materials must be submitted to the Fellowship Chair prior to the submission deadlines in order to be considered for that year's judging.
- b) The Fellowship Chair will select a panel of five (5) judges.
- c) The panel will be composed of five ASP members, four (4) of whom will be ASP Fellowship Degree holders and one (1) judge who does not hold the Fellowship Degree.
- d) The list of judges will at no time be published or made public in order to protect the sanctity of the process, and to secure the judges from outside pressures.
- e) The paper will be judged prior to the portfolio.
- f) Each applicant will be notified individually of their result once the judging process is complete.

- g) Successful candidates for the Fellowship Degree will be awarded their degree and their Fellowship Medal at the next ASP Awards presentation.

IV. Notifications

The chairman will notify each candidate by phone of the judges' decision. Only accepted candidates will be publicly announced. Those not accepted will receive a recorded summation of the judges' comments.

V. Resubmitting

You can resubmit the following year provided you turn in a new application, pay a new application fee, and meet all the other requirements. Many applicants do not achieve this milestone in their first attempt. No juror may serve in consecutive years.

VI. Right to Publish

The American Society of Photographers reserves the right to publish the personal paper and the fellowship images (in whole or in part) in any manner whatsoever as deemed necessary by the Board of Governors of the ASP.

VII. Public Reference to the Fellowship Degree by the Educational Associate Degree Holders

1. Recipients of the Fellowship Degree are duty-bound to maintain their membership in the ASP and PPA.
2. Persons receiving the Fellowship Degree should use F-ASP in their degree string after their name. For persons holding both the Fellowship Degree and the Educational Associate Degree, the Fellowship Degree precedes the Educational Associate Degree in the degree string. PPA degrees precede ASP degrees (examples: M.Photog.Cr., F-ASP and M.Photog.Cr., CPP, F-ASP, EA-ASP).
3. Successful Fellowship applicants will receive their Fellowship Degree and medal at the next annual ASP Awards presentation following the notification that they have earned of their degree. Applicants must wait until the award is officially bestowed before publicizing their degree and before using the F-ASP designation in their degree string.

Some additional notes about the Fellowship Degree and how it works:

By Don Emmerich, M.Photog.M.Artist.M.El.CR. API., Hon. EA-ASP, F-ASP

& Doran Wilson, M.Photog.M.El.CR.API, F-ASP

Edited by Ella Carlson, M.Photog.M.Artist.Cr.,CPP, EA-ASP, F-ASP, December, 2020

The ASP Fellowship is not only one of the most prestigious honors in photography, but it is also one of the most difficult to attain. To put this into perspective, consider that, while there are thousands and thousands of PPA Masters of Photography, there are currently only 128 ASP Fellows, but don't let this discourage you. If you possess, not just the talent and creativity required of a great photographer, but also a deep commitment to earning an ASP Fellowship, this distinction may well be within your grasp. In what follows, we'd like to briefly outline the requirements for earning a Fellowship, explain the distinctive characteristics of Fellowship judging, and offer a few personal tips and pointers.

Overview

In order to apply for an ASP Fellowship, you must be a member of both PPA and ASP for at least three consecutive years. You must also have earned at least 15 merit since earning your Master's degree. You can check to see how many merit you've earned at the PPA website, www.ppa.com. If you meet these requirements, then you're welcome to apply for your Fellowship. What you'll need to do next is submit a **personal** paper and portfolio,

both of which will be evaluated by a panel of five judges. Before further describing the personal paper and portfolio, we should say a few things about Fellowship judging.

Fellowship Judging

When many hear that the Fellowship panel consists of five judges, they automatically assume that its judging methods are similar to those of PPA. But the number of judges is where the similarities end. Unlike their PPA counterparts, ASP Fellowship judges do not use scoring machines, points, or a specified number of elements to determine an applicant's score. There are no time constraints. Judges can spend as much time as they need to debate and discuss the merits of each applicant. The identities of Fellowship judges are kept anonymous. The only people privy to their identities are the ASP President and ASP Fellowship committee, and, of course, the other Fellowship judges. This anonymity is meant to protect the judges from outside criticism or persuasion. Once someone has served as a Fellowship judge, they cannot judge again for the next two years. This can only help you as an applicant: if you're turned down for a Fellowship one year, you can reapply the next knowing that

you'll have a fresh set of judges. After viewing the ASP Fellowship process for several years now, we can confidently say that we've never seen anything that compares to its integrity and thoroughness. Applicants are treated fairly and their identities are closely guarded. The judges carefully scrutinize each personal paper and portfolio and vote on each applicant, not once, but three times. After each vote, the judges have the opportunity for further debate and discussion.

The Personal paper

If you'd like to become an ASP Fellow, the first thing you'll need to do is prepare a personal paper. Your personal paper must be an original work that describes your life work, professional achievements, photographic philosophy, future aspirations, and major influences. Your personal paper should be at least 2,000 words. Try to keep it brief and to the point. Your personal paper is a personal statement; so don't try to make it an exercise in technical writing or an instruction manual on how to take a photograph.

Rather share with them who you are, how you became a photographer, your artistic vision, and so on. What you THINK, as well as what you do, is important to knowing and judging you for the ASP Fellowship. The judges want to know you as a person and your artistic voice. Your influences can be non-photographers: for example, artists, poets, designers, writers, and other thinkers and

doers. Your personal paper should also emphasize your photographic philosophy, explaining your artistic vision and motivation.

You're making a personal statement here, so don't try to make it an exercise in technical writing or an instruction manual. Remember, your audience consists of five PPA Masters of Photography, four of whom are also ASP Fellows. So don't talk down to them, explaining f-stops, lighting ratios, and the like. Rather tell them who you are, how you became a photographer, what your philosophy of photography is.

Also be sure to explain your portfolio. Describe your images, how they exemplify your photographic philosophy, the journey you took to create them, and so on.

Make sure your personal paper is at least 2,000 words. Do not include any images.

At the end of your personal paper, include a résumé summarizing your professional experience, formal education and training, major accomplishments, and awards. Your personal paper should be neat and well-organized. Send your completed personal paper to the ASP Fellowship Chairman as a PDF. Although the judges understand you're not a professional writer, they expect your personal paper to be well-written, clear and concise with few grammatical errors, so don't be afraid to solicit outside help. Check the ASP website (www.asofp.com) for examples of previously accepted Fellowship papers.

The Portfolio

After writing your personal paper, or at least the rough draft, you can move onto preparing your portfolio. Your portfolio should consist of 25 of your finest images. These prints need to complement your personal paper and further tell the judges about you and your photographic vision. Since your prints will initially be viewed together, make sure that they work together in telling your story. Don't be afraid to eliminate a particular image, no matter how great it is, if it takes attention away from your other prints. For instance, if 24 of your prints are black-and-whites and one is a sepia tone, the sepia will more than likely take attention away from the other images and hurt your overall portfolio. Make sure that each print is impeccably printed and mounted.

The paper is about the journey and the images are about the destination and skill set after the journey is completed. These 25 images should represent your area or areas of expertise (e.g., commercial, portraiture, weddings, children, etc.). Each image should have an enduring, timeless quality. Each photograph should be a distinctive visual expression and imaginative interpretation. Avoid repetition. These prints should complement your personal paper and further tell the judges about you and your photographic vision.

The images should be impeccably printed and put on mounts suitable for display at the Imaging USA Convention. When using images from print competitions, don't use the actual prints that were in competition, as they've probably been marked and scuffed. Only use titles or legends on the front of the

print and only if they are an integral part of the image. There are currently no provisions for albums, transparencies, film, video, or other media. Make sure to print your name and address on the back of each image.

You should arrange your 25 images in three rows. Be judicious in selecting the order of your images. Work for a harmonious and balanced flow that is cohesive. Make sure your images are numbered on the back in the sequence you would like them displayed. Also include an image file that shows the sequence in which your images should be displayed and the title of each print. Finally you are required to submit a current headshot, your portfolio images in JPEG format (.jpg), and your personal paper in Microsoft Word (.doc) on CD, DVD or USB thumb drive.

Accepted Fellowship portfolios are available for study and download on the ASP website, www.asofp.com

The ASP assumes no responsibility for damage to entries or print cases. Entries that are accepted must be picked up at the close of the trade show at the Imaging USA convention. They will not be shipped from the convention. Entries that are not accepted will be returned no more than 30 days after your notification by the Fellowship committee. For an entry to be returned, it must be shipped in an approved print case. For maximum protection in shipment, it is recommended that a metal print case be used.

Although your portfolio and personal paper are about your life's photographic journey, do not feel that you should include older work


unless it meets the same quality standards of your more recent work. Well-curated, recent

work can tell a great deal about your evolution as a photographer.

A Few Examples can be Worth a Thousand Words

Be sure to look through the portfolios and the personal papers on the ASP website. Here are the portfolios of four ASP Fellows.

The first is from Kristi Sutton Elias, M.Photog.M.Artist.Cr., F-ASP. Note how Kristi's work is very consistent in style, tonality and even mood. Her personal paper was an unflinching exploration of Kristi's challenges as well as triumphs in becoming the amazing photographer she is now. Note also how Kristi's lightest image is centered in the presentation, bringing the eye into the grouping rather than being placed on an edge where it might have drawn the viewer's eye out of this beautiful display. In addition, the different print orientations and sizes are balanced perfectly from side to side.




Next let's look at the portfolio of Nancy Bailey Pratt, M.Photog.Cr., F-ASP. Nancy's portraits are stunning, yes, but notice how consistent her style is. In addition, she uses only black and white to further unite her portfolio. Although consistent in so many aspects, each portrait retains a uniqueness that lets it stand strongly on its own.

The next portfolio we'd like to share with you is that of Dennis Hammon, M.Photog.Cr., CPP, F-ASP. Dennis describes his passion and journey into wildlife and landscape photography. Dennis Hammon, F-ASP As you can see, Dennis has a great eye for graphic and color in nature. His mixture of colors and shapes—reds and greens, squares and verticals—combines to create a



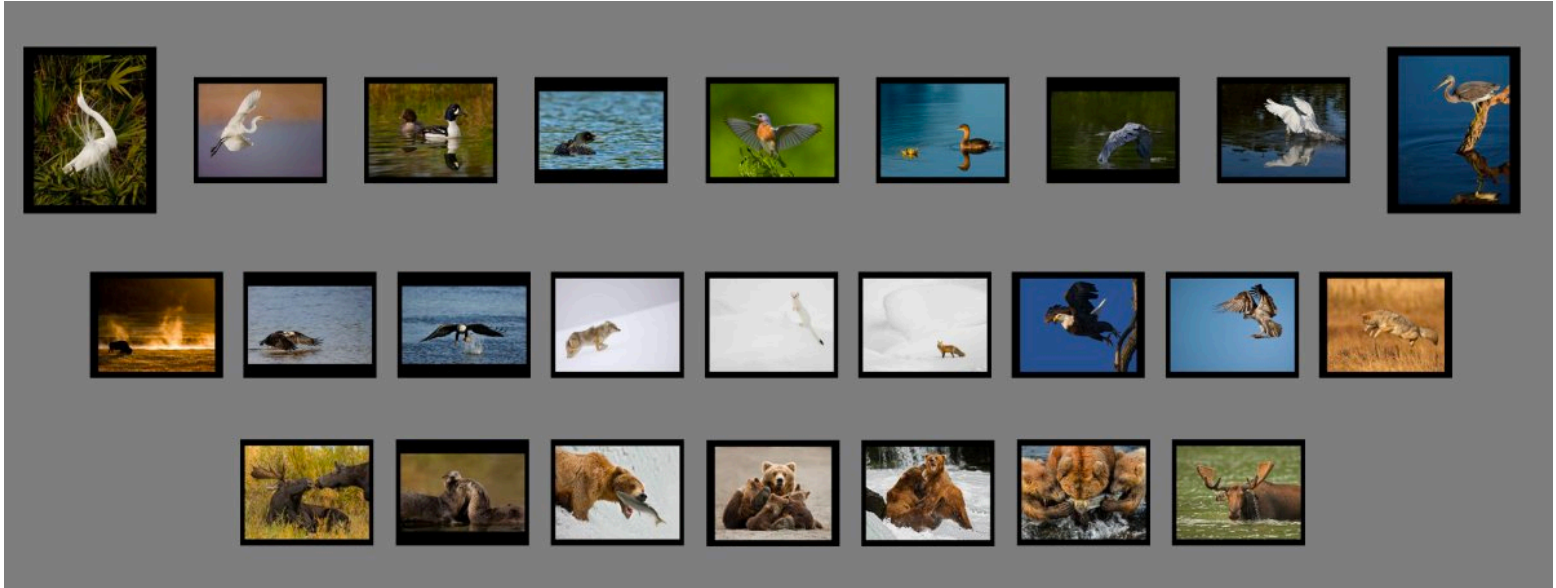
beautiful balance. And notice how well every image works together, never competing with the others. This truly is the presentation of an ASP Fellow.



James Chagares, M.Photog.MEI.Cr., CEI, F-ASP

Finally, we have Jim Chagares's portfolio. Jim's love, passion, and excitement for photography

are elegantly portrayed here. Notice how he, like Kristi Elias, puts the high key images in the center. These pull viewers in without distracting them from the other wonderful images. You might also want to go online and check out Jim's very illuminating Personal paper



Checklist for the Fellowship Materials

- ☐ Twenty-five (25) images, black & white and/or color and must be a minimum of 11"x14" and a maximum of 20"x20" on mounts suitable for ASP's display at the PPA Imaging USA Convention
- ☐ Images should be impeccably printed, mounted, and presented. Titles or legends on the front of the image should only be used if they are an integral part of the image
- ☐ Name, address, title and image number (arranged and numbered 1-25 in display sequence order) is to appear on the back of each image. No evidence of previous judging is permitted. Include a printed title sheet and image layout (how you want the twenty-five images presented).
- ☐ Personal paper, should not be less than 2,000 words, with resumé and bio at the back of the personal paper. Bio and resumé should not be included in the word count. Submit your personal paper in PDF form, and send it to the Chairman of the Fellowship committee.
- ☐ All required ASP dues for the last 3 calendar years of membership in ASP have been paid. (I'm going to ask the board to put this on the Agenda for our March 4th meeting and see about the retroactive paying of dues. We voted on it in 2019 and in that vote we decided that any applicant that let their dues lapse would have to pay for 5 years of dues rather than just three.)
- ☐ \$375.00 application fee (Due July 1st)
- ☐ A copy of your PPA merit list, with your exhibition merits and the 15 exhibition (image) merits you attained after your Master's degree highlighted. To confirm your merits and download your merit report, go to the PPA website.
- ☐ Include a thumb drive or DVD of your portfolio images and headshot (in jpeg format), bio, resume, paper (in PDF form).
- ☐ Ship portfolio prints. (Use an approved print case, sturdy plastic or metal shipping case to protect your prints. The case in which you ship your prints will be used the Fellowship committee to ship them back to you.)
- ☐ Please review all the requirements before submitting.
- ☐ Submission deadlines for judging:

Application and application fee deadline: July 1st

Paper deadline: July 31st

Portfolio deadline: August 15th

Further concerns

Write, e-mail or call the Fellowship Committee:

Ella Carlson, Chairman, 2 Gregory Lane, Littleton, MA. 01460,
ella@ellaprints.com 978-649-7783,

or

Dennis Craft, Co-chair, 101 East Michigan Avenue, Marshall, MI 49068
craftphoto@aol.com

Non-compliance with the Fellowship rules by an applicant may result in disqualification.

Note: Entries that are accepted must be picked up just prior to the closing of the trade show at the Imaging USA Convention. They will not be shipped from the convention.